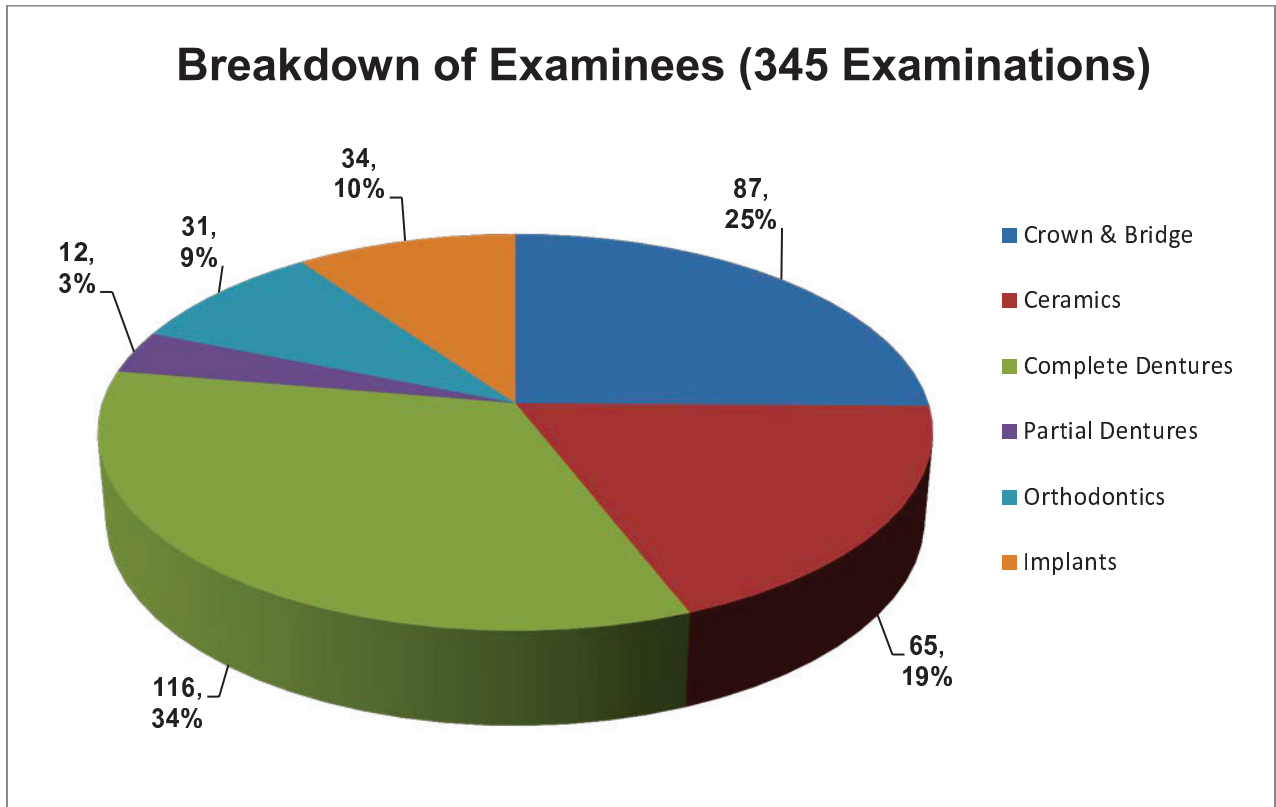


During this reporting period, 345 CDT practical examinations were administered. Figure 27 illustrates a breakdown of the total number of practical examinations administered in 2016 by specialty area. The largest portion of practical examinations administered were for Complete Dentures (34%) followed by Crown & Bridge (25%), Ceramics (19%), Implants (10%), Orthodontics (9%), and Partial Dentures (3%).

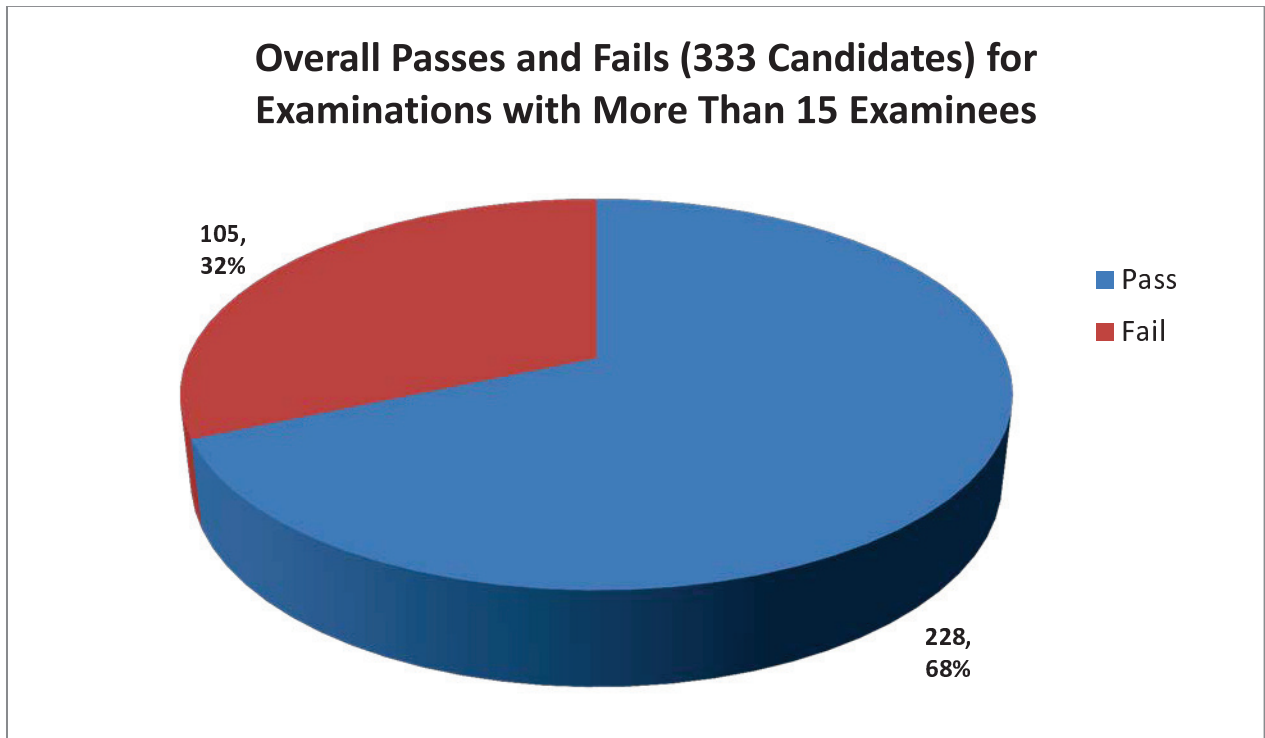
Figure 27



Candidate Performance

Figure 28 shows the overall proportion of candidates passing and failing the practical examinations.

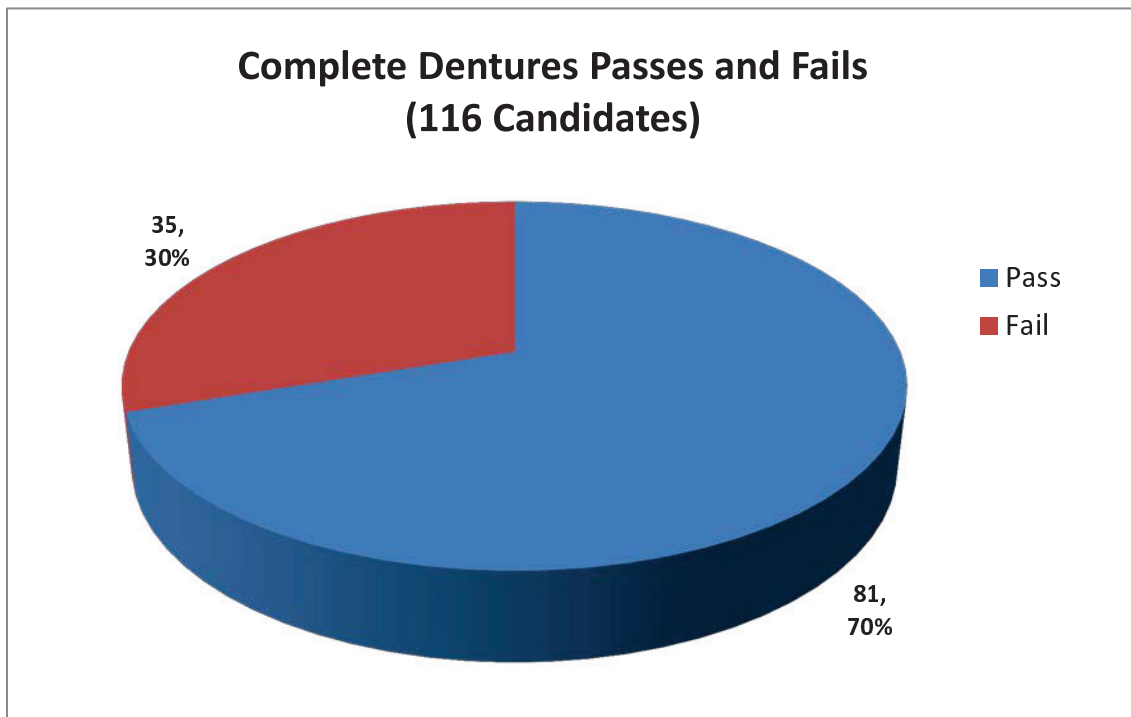
Figure 28



Complete Dentures Practical Examination

Figure 29 shows the proportion of candidates passing and failing the CD practical examination. Figures 30, 31 and 32 show the distribution of scores obtained by candidates taking each part of the CD Practical Examination. Candidates must obtain scores above the minimum passing score of 64% on each part of the examination in order to pass the examination. The red lines on the chart indicate the passing score. Summary data for each criterion on the examination are presented in Table 20.

Figure 29



Partial Dentures Practical Examination

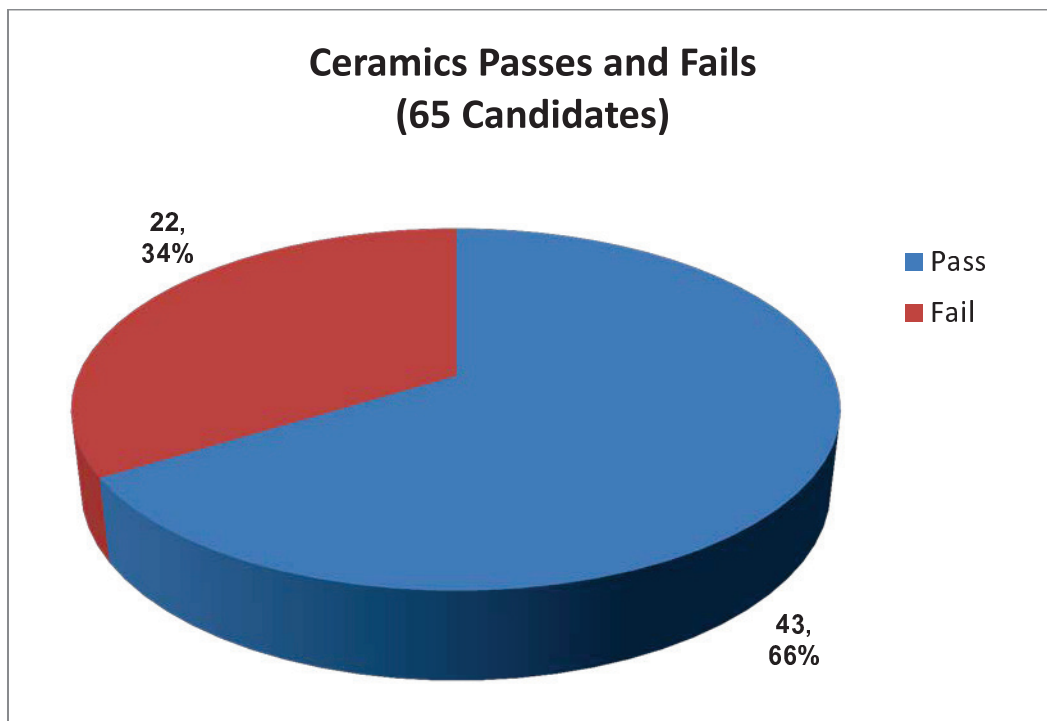
In July 2016, the cut score for the partial dentures practical exam was changed from 77% to 68%. This change was applied to candidates that tested on or after July 1, 2016. During 2016, only 12 candidates registered for and completed the PD practical exam. Due to low candidate volume, detailed information cannot be produced for the 2016 exam.

Note that cut scores for practical exams are applied to each section of the exam. For a candidate to pass the Partial Dentures Practical exam, they are required to obtain scores at or above the minimum passing threshold (68%) on each part of the examination. Failing to achieve 68% in any section will result in a failing overall score.

Ceramics Practical Examination

Figure 33 shows the proportion of candidates passing and failing the CE practical examination. Figures 34, 35, 36 and 37 show the distribution of scores obtained by candidates taking each part of the CE Practical Examination. Candidates must obtain scores above the minimum passing score of 68% on each part of the examination in order to pass the examination. The red lines on the chart indicate the passing score. The absence of a red line indicates that all candidates scored above the passing point. Summary data for each criterion on the examination are presented in Table 21.

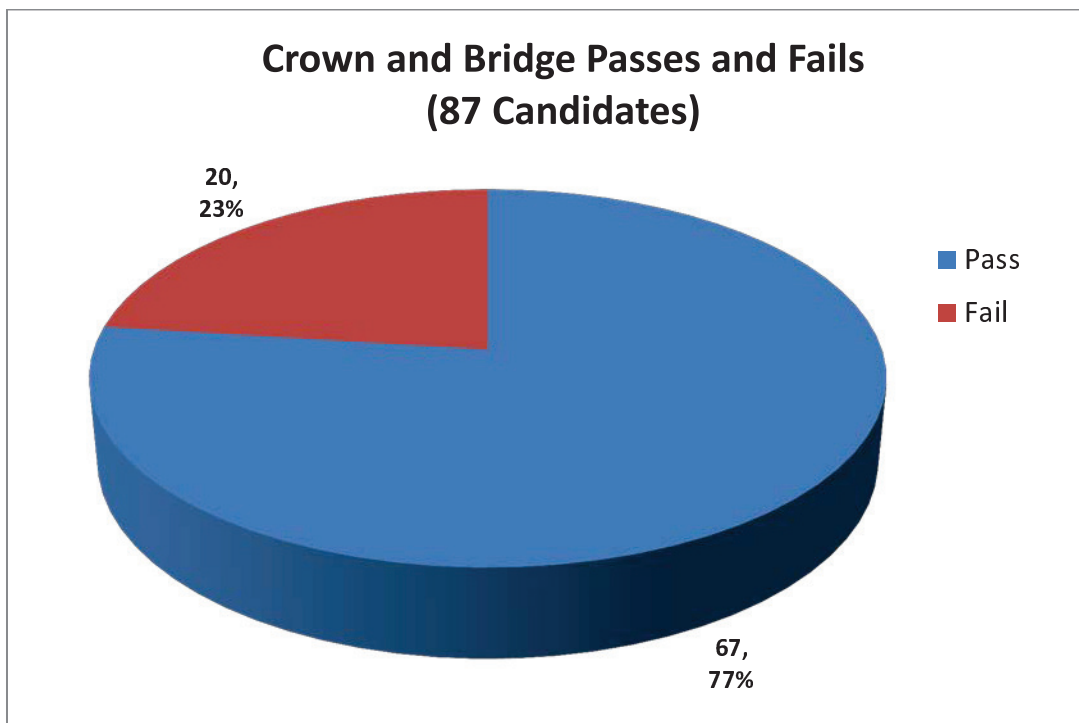
Figure 33



Crown and Bridge Practical Examination

Figure 38 shows the proportion of candidates passing and failing the CB practical examination. Figures 39, 40 and 41 show the distribution of scores obtained by candidates taking each part of the CB Practical Examination. Candidates must obtain scores above the minimum passing score of 69% on each part of the examination in order to pass the examination. The red lines on the chart indicate the passing score. The absence of a red line indicates that all candidates scored above the passing point. Summary data for each criterion on the examination are presented in Table 22.

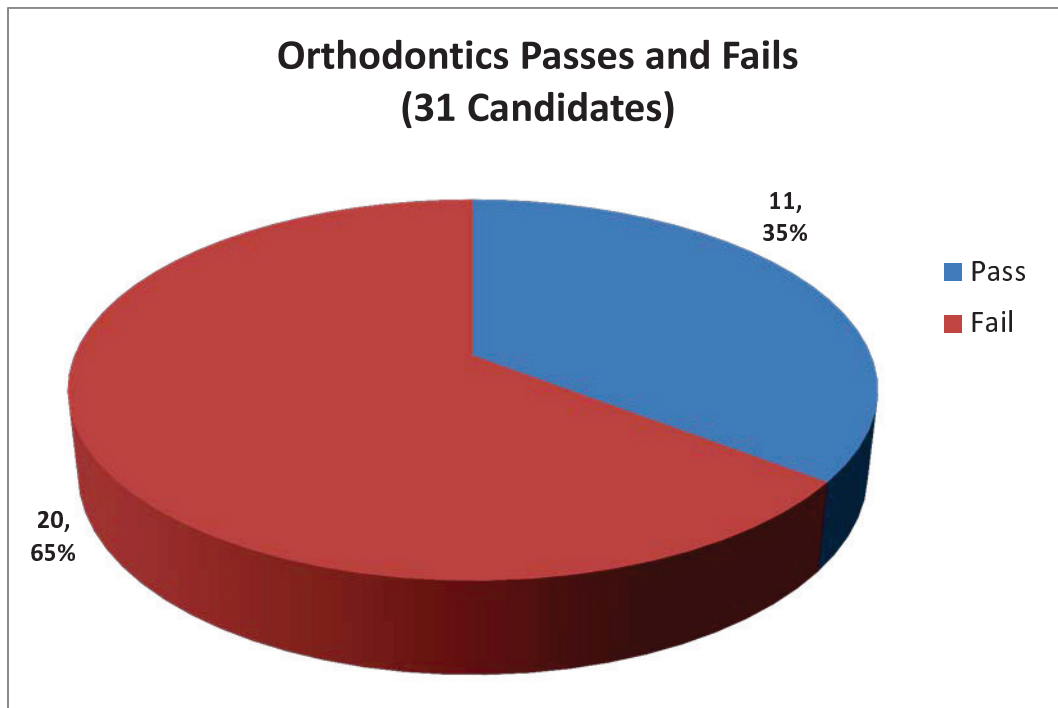
Figure 38



Orthodontics Practical Examination

Figure 42 shows the proportion of candidates passing and failing the OR practical examination. Figures 43, 44, 45 and 46 show the distribution of scores obtained by candidates taking each part of the OR Practical Examination. Candidates must obtain scores above the minimum passing score of 69% on each part of the examination in order to pass the examination. The red lines on the chart indicate the passing score. Summary data for each criterion on the examination are presented in Table 23.

Figure 42



Implants Practical Examination

Figure 47 shows the proportion of candidates passing and failing the IM practical examination. Figures 48, 49 and 50 show the distribution of scores obtained by candidates taking each part of the Implants Practical Examination. In 2016, candidates were required to obtain scores at or above the minimum passing score of 68% on each part of the examination in order to pass the examination. Effective January 2017, a revised blueprint will be implemented along with an updated minimum passing score of 65%.

The red lines on the chart indicate the passing score. The absence of a red line indicates that all candidates scored above the passing point. Summary data for each criterion on the examination are presented in Table 24.

Figure 47

